



21  
mm




24  
mm



26  
mm



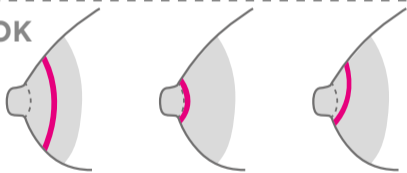
30  
mm



**OK**



**NOT OK**




Try out the different sizes after breastfeeding or after expressing your milk. If you are measuring your nipple, but not breastfeeding or expressing, then add an extra 2 mm.

**KOLORAMA - SIZE GUIDE**



**kitett**<sup>®</sup>


**DTF**<sup>®</sup>  
medical




K30, ES, EL, ESD or ELD  
/ WB30, ES or EL



K26, ES, EL, ESD or ELD  
/ WB26, ES or EL



K24, ES, EL, ESD or ELD  
/ WB24, ES or EL



K21, ES, EL, ESD or ELD  
WB21, ES or EL

The KIT EXPRESSION should not be too tight around your nipple.  
For further details, seek advice from a professional midwife or  
breastfeeding consultant: <http://www.nct.org.uk/>, <http://www.nmc-uk.org/>



Small :  
76 mm



Large :  
90 mm

AVAILABLE IN SINGLE PUMPING (sizes ES, EL)  
OR IN DOUBLE PUMPING (sizes ESD, ELD)



Available for  
free download  
on :

Download on the  
App Store

GET IT ON  
Google Play

K.COMPEN.061.0119

BREASTFEEDING BY DTF MEDICAL



La Diffusion Technique Française 19, rue de la Presse - CS 60132 - 42003 Saint-Etienne Cedex 1 - France  
Tél. : (33) 4 77 74 51 11 - Fax : (33) 4 77 79 67 72 - E-mail : [dtf@dtf.fr](mailto:dtf@dtf.fr) - [www.dtf.fr](http://www.dtf.fr)



